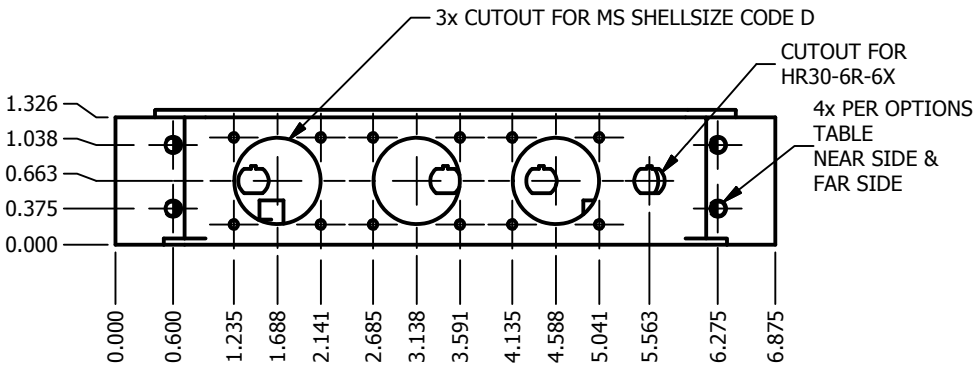
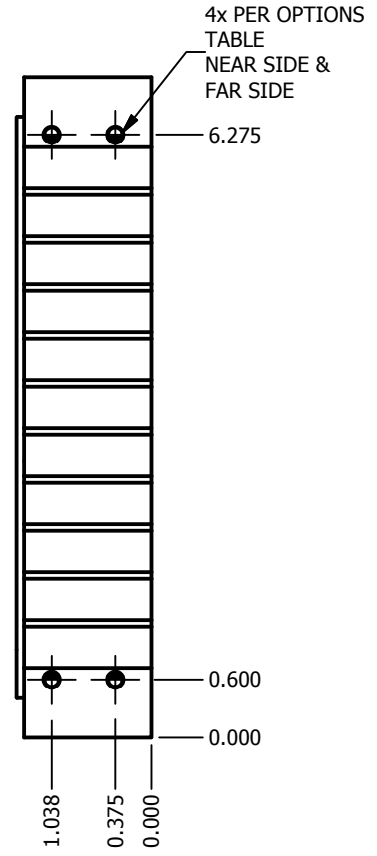
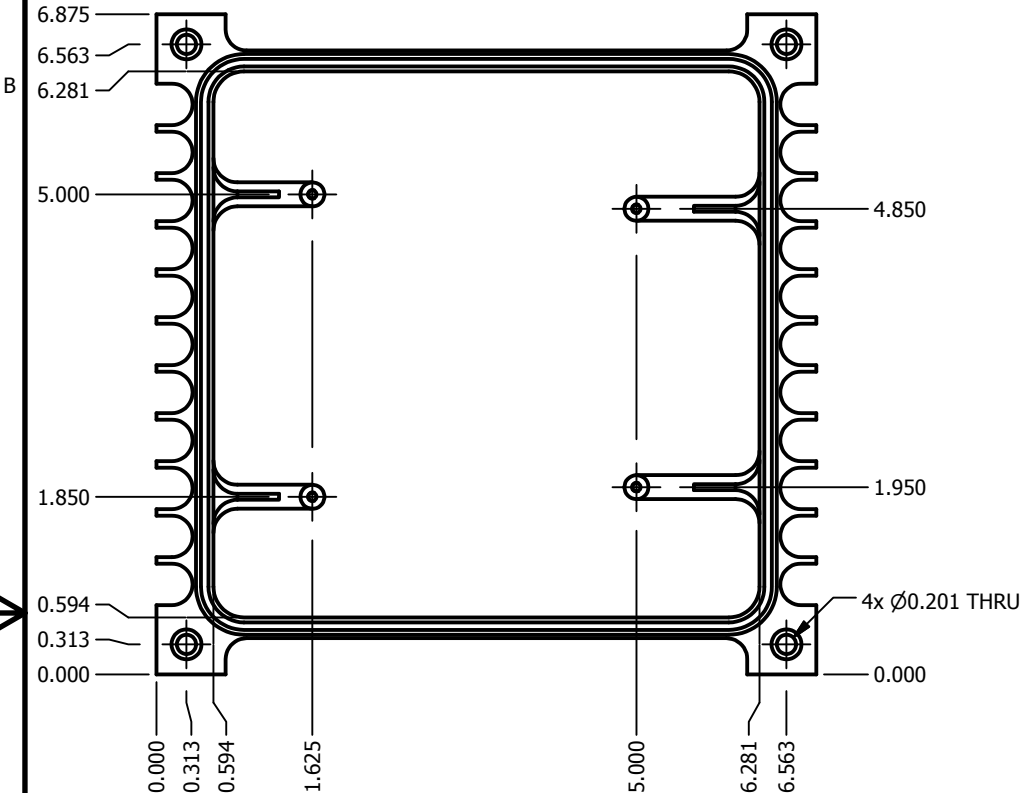
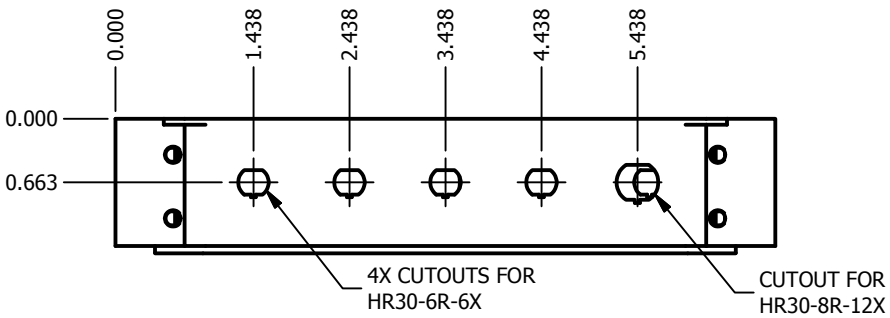


COPYRIGHT 2005, 2006, 2007, 2008, 2009 LAKENHEATH ELECTRONICS DESIGN, INC.

C:\Inventor\Libraries\Hardware Enclosures\LED\FlutedRings\Drawings\PR-LED-MP-2317.dwg
 C:\Inventor\Libraries\Hardware Enclosures\LED\FlutedRings\Parts\FRDHSM_2317.ipt

MAT'L Aluminum-6061 MASS 0.38 kg



OPTIONS TABLE	
NO FINISH OPTION	-0000
CLEAR CHROMATE PER MIL-C-5541E CLASS 1A.	-0001
YELLOW CHROMATE PER MIL-C-5541E CLASS 1A.	-0002
CLEAR CHROMATE PER MIL-C-5541E CLASS 3.	-0003
YELLOW CHROMATE PER MIL-C-5541E CLASS 3.	-0004
CLEAR ANODIZE PER MIL-A-8625 TYPE II CLASS 1.	-0005
BLACK ANODIZE PER MIL-A-8625 TYPE II CLASS 2.	-0006
CUSTOM FINISH OPTION.	-000X
TUMBLING FINISH.	-0010
BEAD-BLASTED FINISH.	-0020
NO SIDE MOUNTING OPTION.	-0000
10-32 UNF - 2B 0.625" SIDE MOUNTING.	-0100
M5.0 X 0.8 - 6H 0.625" SIDE MOUNTING.	-0200
10-32 THREADED INSERTS FOR SIDE MOUNTING.	-0300
M5.0 X 0.8 THREADED INSERTS FOR SIDE MOUNTING.	-0400
CUSTOM SIDE MOUNTING OPTION.	-000X
4-40 UNC-2B PC/104 BOARD MOUNTING.	-0000
M3.0 X 0.5 - 6H PC/104 BOARD MOUNTING.	-M000

BASE PART NO LED-MP-2317	
DRAWN T. Seeley	DATE 2/16/2009
CHECKED	DATE
QA	DATE
MFG	DATE
APPROVED	DATE

LAKENHEATH ELECTRONICS DESIGN, INC.
 BETHESDA, MD 20814 TEL: 301-404-0386
 www.lakenheathelectronics.com

TITLE
RING, FLUTED, ALUMINUM, DUAL HEIGHT, WITH 3x TVPS02RF-15-XX, 5X HR30-6R-6X AND 1X HR30-8R-12X



SIZE A	CAGE CODE 4JQE2	DWG NO PR-LED-MP-2317	REV -
SCALE: NONE		LAST UPDATE: 090216 1402 TDS	SHEET 1 OF 1